

OneDrive | Backup files

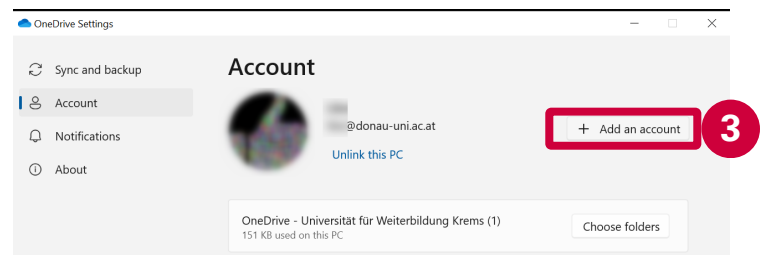
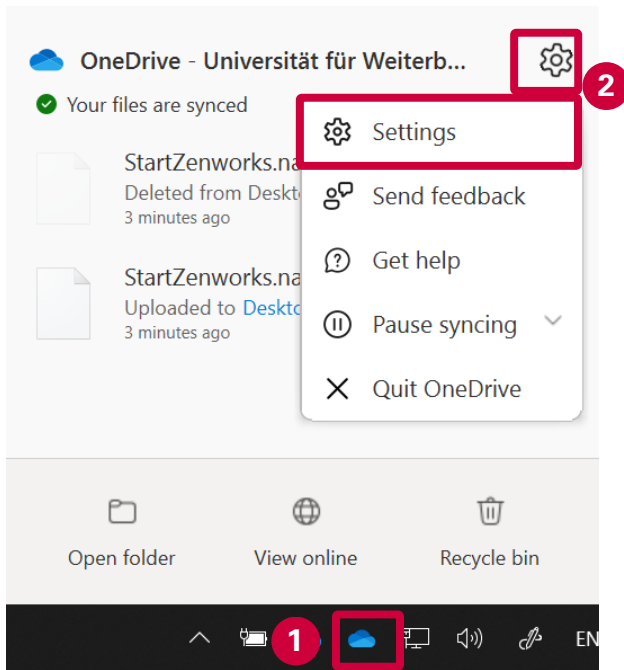
Use case

If you already have OneDrive, UWK's cloud storage, in use, it is necessary to back up your data before the 2023/24 summer semester. Starting in October 2023, data will be stored in a new

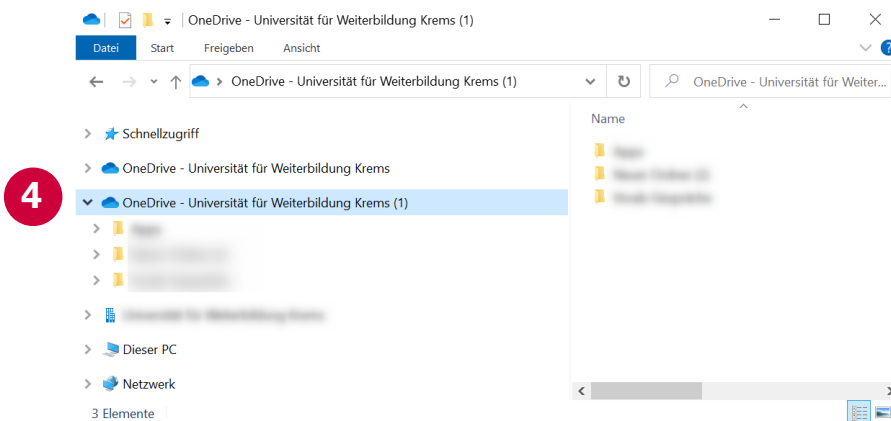
You will no longer have access to your original OneDrive folder as of March 2024!

Linking the accounts

View all your OneDrive accounts to be able to back up data correctly:



1. In the bottom right corner of your PC's taskbar you will find the OneDrive icon that you can click on.
2. Open the settings for the OneDrive account.
3. Add an account and follow the described steps in the new window.



4. Now copy all the files you need from the original OneDrive folder to your new OneDrive folder.